



Overview



Simple, Secure Sharing From Anywhere

The screenshot displays the Box web interface. At the top, a search bar contains "WWW.". Below it is a blue navigation bar with the "box" logo and links for "Updates", "Files", "Contacts", "Apps", and "My Account". A search box on the right says "Search Files". The main content area is titled "All Files" and includes "Upload" and "New..." buttons. A user profile for "John Stevens" is shown with "Help" and "Log out" options. The file list includes folders for "Business Development" and "Marketing", and files "Analyst Research.docx" and "Security Overview.pdf". A sidebar on the right contains "Account Info" (Personal Account, Storage: 2.5MB of 5GB, Business Solutions) and "Resources" (Trash, Help Articles, Box Community).

For nearly 7 million individuals, businesses, and 82% of the FORTUNE 500, Box provides simple, secure content sharing from anywhere, on any device – documents, spreadsheets, images, you name it. With Box, you take it all wherever you go.

A Hard Drive in the Cloud: Online Storage



Organize all your files into folders

Store all kinds of files online, then arrange them into folders just like on your desktop.



View and access files on demand

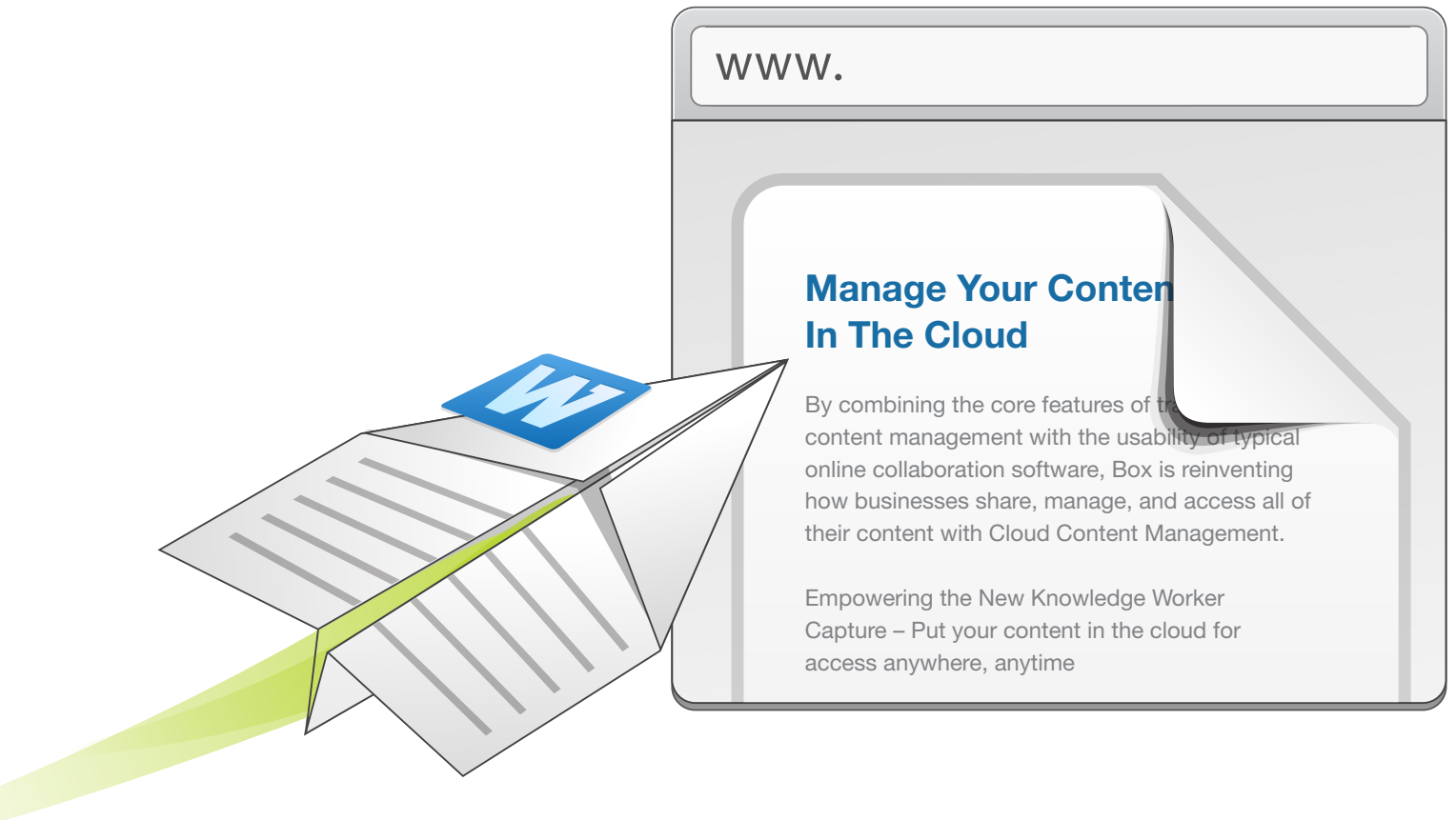
Box provides anytime, anywhere access to your files from any device – whether you're in Nebraska or Norway.



Convenience and peace of mind

Throwing thumb drives in your bag, transferring files to CDs, stressing about a stolen laptop – that's yesterday. Today, everything's on Box.

Get and Share Big Files Quickly and Easily



Send a link

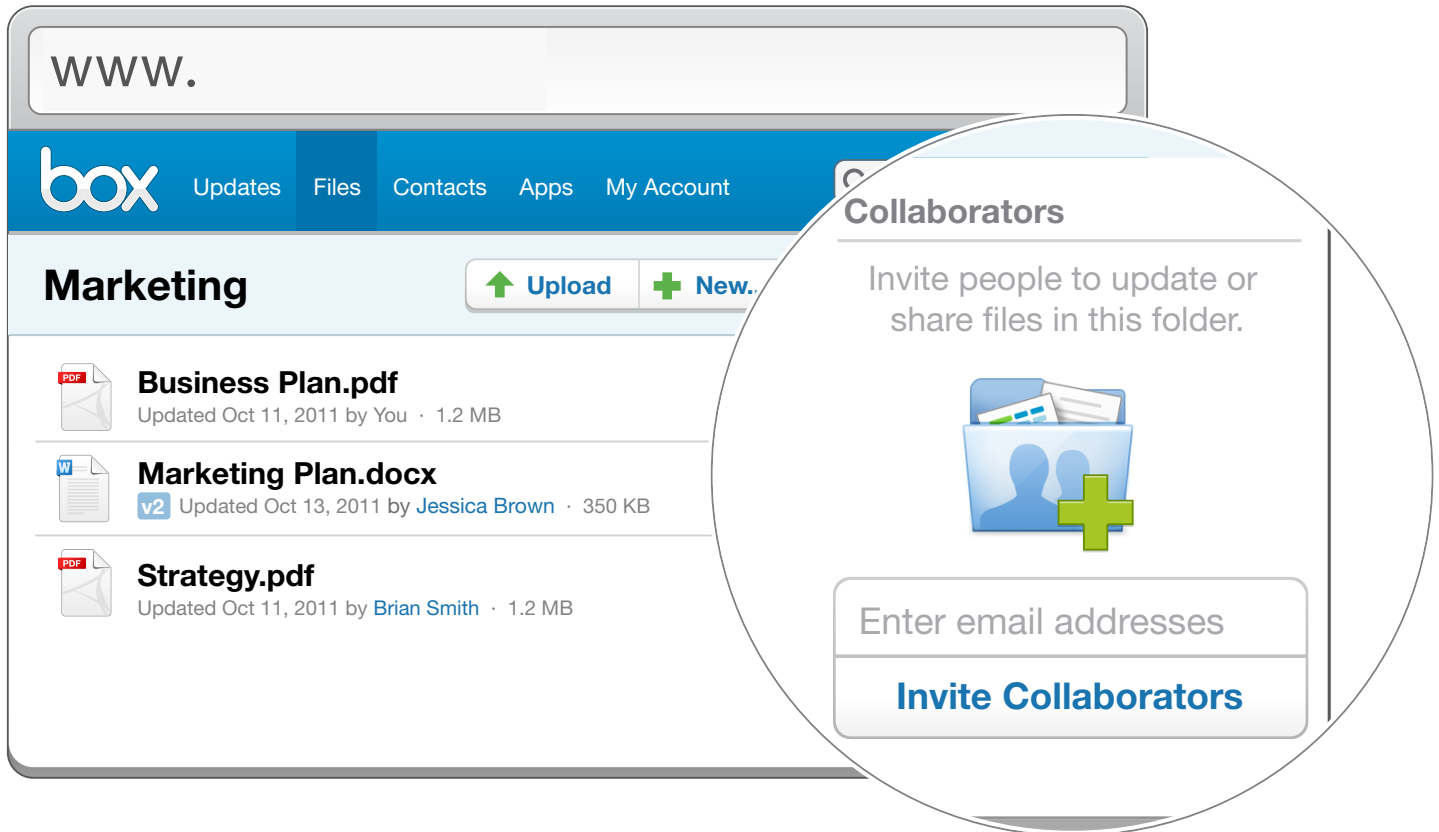
Paste it into an email or an instant message, even send directly from Box.



Receive real-time updates

Always know when someone's viewed, edited or commented on your file.

Invite People to Folders



WWW.

box Updates Files Contacts Apps My Account

Marketing Upload New..

Business Plan.pdf
Updated Oct 11, 2011 by You · 1.2 MB

Marketing Plan.docx
v2 Updated Oct 13, 2011 by Jessica Brown · 350 KB

Strategy.pdf
Updated Oct 11, 2011 by Brian Smith · 1.2 MB

Collaborators

Invite people to update or share files in this folder.

Enter email addresses

Invite Collaborators

Create a new folder, upload files,
then invite others to join.

Invite others to share and edit

Turn folders into shared online workspaces, where all your files are in one place. Anyone you invite can view, edit and upload files – even add more content.

Get On the Same Page

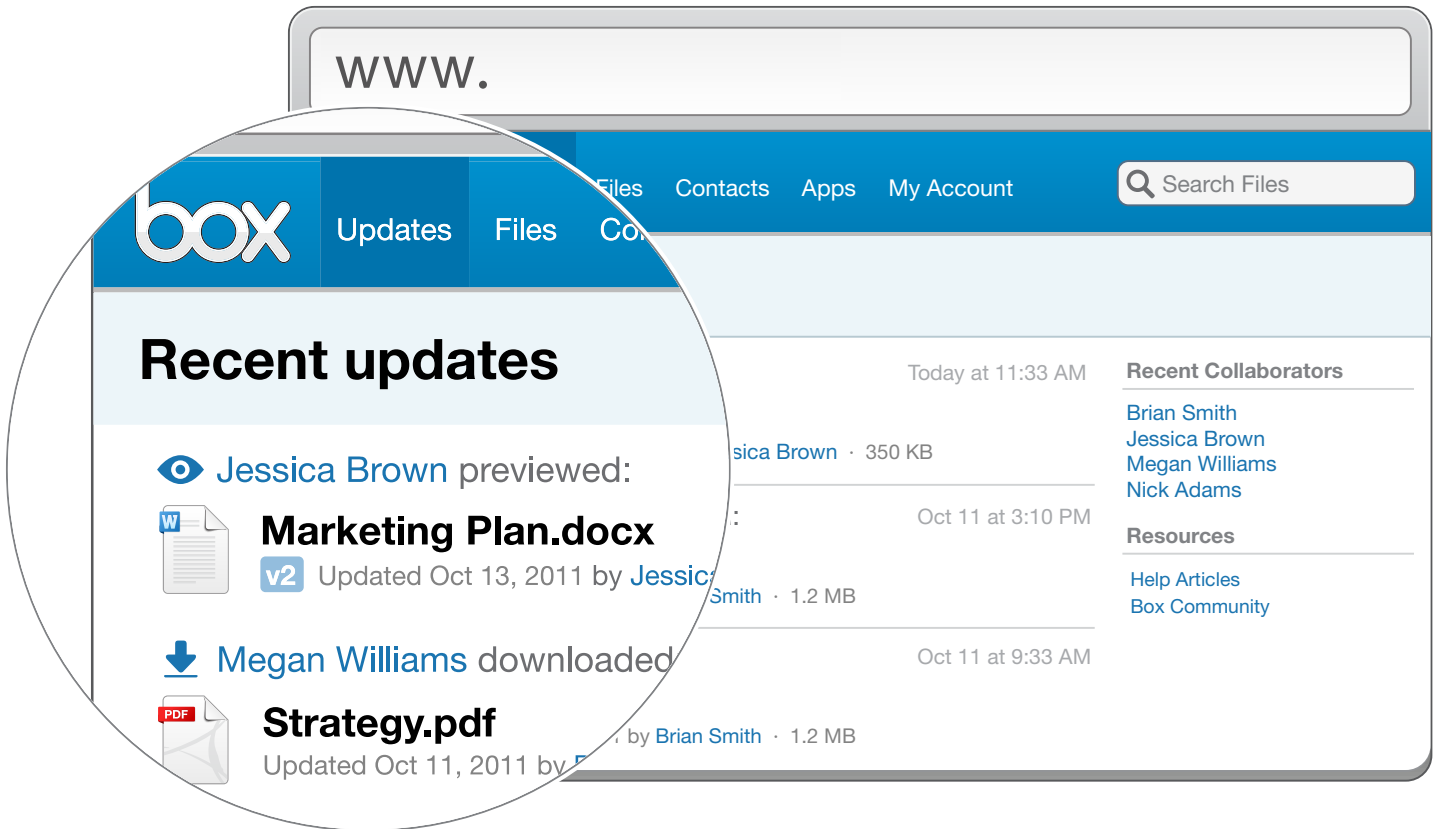
The screenshot shows the Box web interface. At the top, there is a search bar containing "WWW.". Below it is a navigation bar with the "box" logo and links for "Updates", "Files", "Contacts", "Apps", and "My Account". A search bar on the right says "Search Files". The main content area is titled "Marketing" and includes buttons for "Upload", "New...", and "Folder Options". A file named "Marketing Plan.docx" is shown, updated on Oct 13, 2011 by Jessica Brown, with a size of 350 KB. A comment thread follows, with a comment from Jessica Brown: "I made a few edits, let me know what you think. Thanks!" dated Oct 2, 2011 at 10:22 AM. Below the comment is a text input field with a blue arrow icon and the placeholder text "Enter your comment". To the right of the file, there is a section for "4 Collaborators" listing Brian Smith, Jessica Brown, Megan Williams, and Nick Adams. Below the list is a text input field for "Enter email addresses" and a button labeled "Invite Collaborators".



Post comments and discussions

Whether it's a quick comment or an in-depth discussion, keep the whole team on track by exchanging feedback in one place.

Be In-the-Know



Get real-time updates

With Box's real-time updates and email notifications, you always know when teammates add, edit or comment on shared files.

box